



STONENWORKS®

HAND-MADE STONE

Product List

Content		Pedestrian (paths, patios, courtyards)	Pools	Steps (steps, pools, surroundings)	Paver Shape	Paver Size (L x W in mm)	Pieces per m ²	Pieces per Pallet	Weight (kg)
4	Abode®					450 x 450	4.94	60	19.1
6	Antique®					400 x 400	6.25	108	15.2
8	Aspenstone®					600 x 400	4.16	60	22.1
10	Bradstone® Old Town Random					600 x 300 450 x 300 300 x 300	6m ² or 12m ² packs		
	Bradstone® Old Town 300					300 x 300	11	156	7.4
	Bradstone® Old Town 450					450 x 300	7.41	104	10.9
	Bradstone® Old Town 600					600 x 300	5.5	78	14.8
	Bradstone® Cobble					450 x 300	7.41	80	14.4
12	Centurystone®					400 x 400	6.25	108	14.5
14	Coast®					400 x 400	6.25	108	14.5
16	Travertine®					500 x 500	4	48	22.7
18	Caring For Pavers								

Introduction

Catering to a range of modern and classic design schemes, the Stoneworks® paving collection will give your outdoor area the individual touch it's been waiting for. Designed to suit a range of applications around the home including walkways, patios, courtyards and pool surrounds.

Stoneworks® pavers come in a carefully selected number of colour palettes and textures, offer flexible installation options, require little maintenance and most are thick enough to be laid directly on crushed rock and sand. This saves you time and reduces costs making your dream outdoor design a reality.

Recommended Use

PEDESTRIAN



POOL

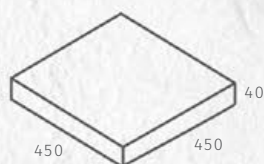


STEPS

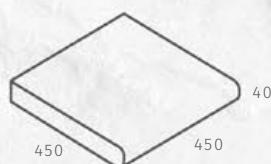


Dimensions

STANDARD



BULLNOSE



Made to order
400x450x40mm
also available

Colours



LATTE



BISCOTTI



LINEN



CHARCOAL

ABODE®

Contemporary

This modern range of pavers brings affordable style to alfresco settings.

Recommended Use

PEDESTRIAN



POOL

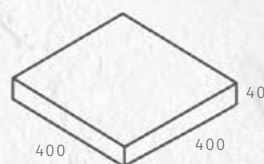


STEPS

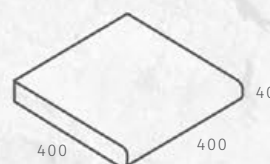


Dimensions

STANDARD

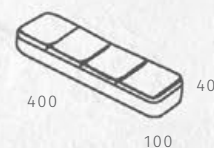


BULLNOSE



Made to order

COBBLES



Only in Bluestone

Colours



BLUESTONE



LIMESTONE

ANTIQUE®

Style & Presence

The unique varied texture and gently tumbled, softened edges of Antique pavers leave a timeless imprint on even the most discerning eye.



Antique Limestone

Recommended Use

PEDESTRIAN



POOL

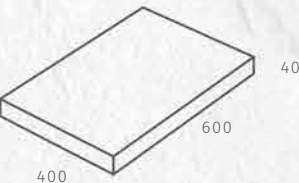


STEPS

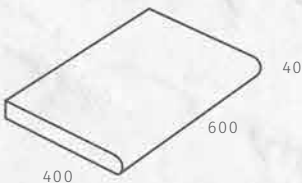


Dimensions

STANDARD



BULLNOSE



Made to order

Colours



BLUESTONE



BUTTERMILK



CAPPUCCINO



VANILLA

ASPENSTONE®

Washed Texture

These striking, large, rectangular pavers deliver a washed appearance like fine stone worn smooth by the passage of time.

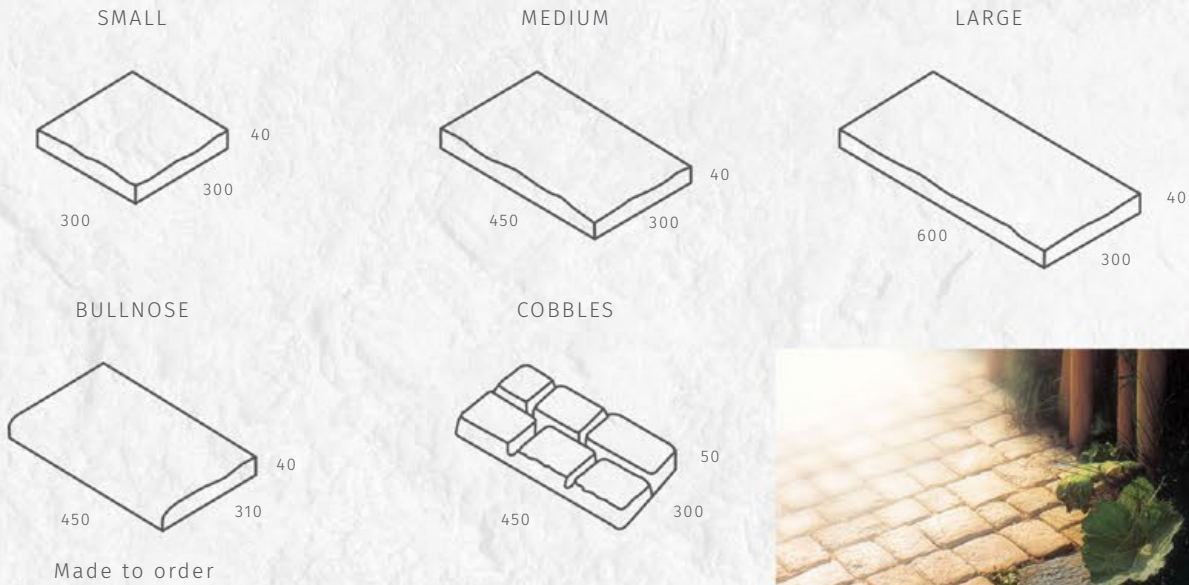
BRADSTONE® OLD TOWN

RUSTIC STYLE

Revive the heritage of old-world paving with a homely style and aged appearance.

Bradstone Old Town Random Gironde

Dimensions



BRADSTONE® OLD TOWN RANDOM PATTERNS

Bradstone® Old Town random pattern is comprised of three sizes:

- 300 x 300 x 40mm
- 450 x 300 x 40mm
- 600 x 300 x 40mm

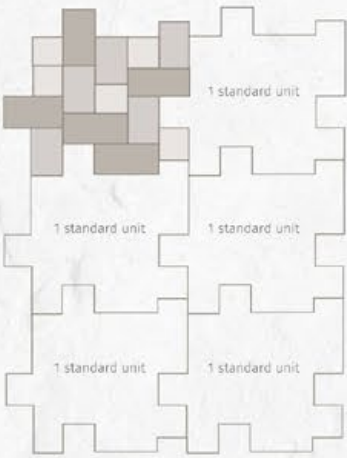
Sold in economical pre-blended 6m² (15 pieces of each size) or 12m² (30 pieces of each size) packs or sold separately for your convenience.



Bradstone Cobble Gironde



Bradstone Old Town Random Gironde



1 standard unit
2m² = 5 of each size

- 300 x 300 x 40mm
- 450 x 300 x 40mm
- 600 x 300 x 40mm

Recommended Use

PEDESTRIAN POOL STEPS



Colours



GIRONDE

GREY GREEN

Recommended Use

PEDESTRIAN



POOL

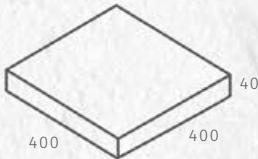


STEPS

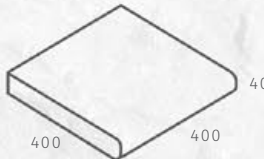


Dimensions

STANDARD



BULLNOSE



Made to order

Colours



CREAM



CUSTARD



MACADAMIA



MOCHA



CENTURYSTONE®

STYLE & PRESENCE

Give any outdoor area elegance and impact with the blended colours of Stoneworks®

Centurystone Cream with Modernstone Light Sands retaining wall

Recommended Use

PEDESTRIAN



POOL

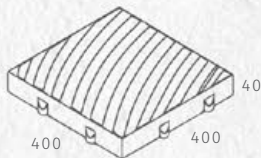


STEPS

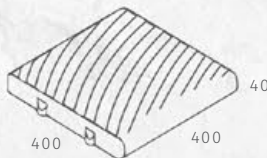


Dimensions

STANDARD



BULLNOSE



Made to order

Colours



DRIFTWOOD



SHELL



COAST®

The Sawcut Look

Watch the shadows bring the captivating sawcut pattern to life when the sun is low over your slice of domestic paradise.

Coast Driftwood

Recommended Use

PEDESTRIAN



POOL

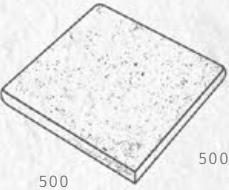


STEPS

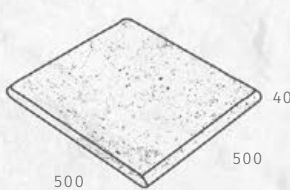


Dimensions

STANDARD



BULLNOSE



Made to order
400x500x40mm
also available

Colours



BLUESTONE



CHALK



SMOKE



TRAVERTINE®

Aged Appearance

Emulate the beautiful swirling, dappled patterns, textures and drifting colours of Travertine with this luxurious and demure paver.

Travertine Smoke

Prevention Is Better Than Cure

- Leave pavers wrapped and as dry as possible until just before laying. After wrap is removed, ensure paver surfaces are evenly exposed to the air, do not leave them 'star-stacked' around the site for long periods before laying as the concrete hydration process may cause exposed corners to visibly lighten in comparison to covered sections.
- Sweep regularly with a stiff-bristled broom to keep pavers free of debris.
- Leaf and timber stains can easily be removed with Environex Maestro, household bleach or pool chlorine mixed 1:10 with water. Just soak and rinse - this will not damage your pavers.
- For maximum protection we suggest pavers are sealed after installation with a penetrating sealer (please check with a reputable sealing company for advice).
- Do not use Crusher/Cracker Dust as a bedding layer as it contains minerals that permeate through the paver and seriously stain the surface and holds moisture which promotes efflorescence.
- Efflorescence is a white haze or powdery salt crystals that naturally form on the surface of concrete pavers when curing or from minerals in the substrate migrating to the paver surface. Try removing it with an Eager Beaver abrasive pad and clean water before escalating to more aggressive cleaning methods.
- The use of acid and chemically-based cleaning agents can permanently damage the paver surface if used incorrectly so always consult a professional and test on a sample or inconspicuous area first.

For our complete installation & maintenance guide visit www.stoneworkspavers.com.au/howto

ABOUT GEO-FIX®

Geo-Fix® is an air-cured joint filler for pavers and retaining walls. This ready-to-use jointing material is suitable for applying a permanent, rigid joint over 5mm wide and a minimum 25mm deep on all types of paving including concrete, natural stone, slate, clay and granite.

For our complete Geo-Fix® guide visit www.stoneworkspavers.com.au/geo-fix

CARING FOR PAVERS





ABODE®



ANTIQUE®



ASPENSTONE®



BRADSTONE® OLD TOWN



CENTURYSTONE®



COAST®



TRAVERTINE®

STONENWORKS®

HAND-MADE STONE

To locate your nearest Stoneworks® distributor or to learn more about our products contact National Masonry:

Brisbane (07) 3271 9292 | **Gold Coast** (07) 5552 3300
Newcastle (02) 4088 1888 | **Mackay** (07) 4955 1155 | **Melbourne** (03) 9361 6400

or visit our website at www.stoneworkspavers.com.au

Colour variations occur from batch to batch. Images shown are indicative only and should not be used for final selection. Products ordered should be chosen from actual samples current at the time of order. Samples, brochures and displays should be viewed as a guide only. Customers should ensure all delivered products are acceptable, and any concerns about products are made prior to laying. All prices are subject to availability and can be withdrawn or varied without notice. © Copyright National Masonry Pty Ltd – all rights reserved 2013-2019. Bradstone® is a registered trademarks of Bradstone® International, used under licence by National Masonry®. Geo-Fix is a registered trademark of Cairn Holdings (UK) Limited, used under licence by National Masonry®. Abode, Antique, Aspenstone, Centurystone, Coast, Travertine, the National Masonry® logo, www.nationalmasonry.com.au and www.stoneworkspavers.com.au are trademarks or registered trademarks of National Masonry®. If these and other National Masonry Pty Ltd trade marked terms are marked on their first occurrence in this information with a trade mark symbol (® or ™), these symbols indicate Australian registered or common law trade marks owned by National Masonry® Pty Ltd at the time this information was published. Such trade marks may also be registered or common law trade marks in other countries. Other product, company or service names may be trade marks or service marks of others. National Masonry Pty Ltd ABN 94 155 064 136. Correct as at 1/8/2019.